

Get Started with Your SUMMER **READING** PROGRAM!



Explore
Search
Discover



Table of Contents

Welcome to Summer Reading with Lightbox Learning	4
Subscription Information	5
Reading Explorer's Guide to Successful Implementation	6
Pre-Launch Planning.....	6
Launch Planning.....	6
Campaign Implementation.....	7
Post-Campaign Analysis	7
Celebrate Your Success!.....	8
Appendices	10
Appendix A: Tips to Create Successful Summer Readers (For Parents/Guardians)	10
Appendix B: How to Access Interactive Features in Lightbox	12
Enclosures	14
Enclosure A: Parent/Guardian Letter	15
Enclosure B: Goal Sheet (Grades K–2).....	16
Enclosure C: Goal Sheet (Grades 3–8)	17
Enclosure D: Reading Log.....	18
Enclosure E: Registro de lectura.....	19
Enclosure F: Bookmarks	20
Enclosure G: Avatars.....	21
Enclosure H: Passport	22
Enclosure I: World Travel Stamps.....	24
Enclosure J: Certificate of Participation	25



Welcome to Summer Reading with Lightbox Learning

With the challenges that hybrid and distance learning have brought our students and families, summer break is the perfect time to reinvigorate a love of reading. Use Lightbox Learning to offer students a fun-filled challenge, complete with an exciting theme, suggested books and activities, and the opportunity to own their reading and growth.

Research shows that the dreaded summer slide, and now the more damaging COVID-19 slide, can be avoided by providing children with easy access to high-interest books in the comfort of their homes.

That is why we are offering Lightbox Learning customers a turnkey campaign to encourage students to keep reading, giving them all of the great interactive and multimodal support they need to stay engaged. We have compiled resources, tips, and tricks to make the campaign user-friendly and simple to implement. Suggested activities, as well as templates for letters to parents and families, reading log cards, and certificates, are included along with other themed materials.

What Is Lightbox Learning?

Lightbox Learning produces revolutionary, fully digital products for classrooms and libraries. Interactive eBooks from Lightbox Learning integrate text and audio, videos, weblinks, slideshows, activities, maps, and transparencies, providing teachers and students with a fresh, dynamic approach to curriculum content.

The curated digital features allow readers to dive even deeper into a subject. Lightbox Learning's collections cover a wide range of topics within the categories of fiction, high interest, language arts, math, science, social studies, and sports. Our Summer Reading MEGA library integrates all of these authentic digital texts into one resource, providing ease of use for educators, students, families, and community partners.



What's Included in Your Summer Reading Program



DIGITAL SUBSCRIPTION

Grades K–2



1,680 audio eBooks
120 titles in 14 languages

Expect our best World Languages features only the highest-quality books. Each title in the K–2 World Languages subscription includes access to 14 eBooks in 14 different languages.



DIGITAL SUBSCRIPTION

Grades K–2



225 Optic Readalong Titles

Experience optic readalongs Each EyeDiscover digital subscription title features a high-resolution video for every spread, bringing the content on the pages to life. Professional narrators read the books aloud, allowing beginning readers to listen at their own pace.

LIGHTBOX

DIGITAL SUBSCRIPTION

Grades K–8



1,109 Interactive Nonfiction eBooks

Learning in a Whole New Light Each title in the Lightbox K–8 digital subscription comes packed with unique, fully integrated multimedia features, including embedded videos, slideshows, and curated weblinks. With Lightbox, you can easily cover curriculum topics in language arts, math, sports, social studies, and science in an engaging, interactive environment!



DIGITAL SUBSCRIPTION

Grades K–8



859 Interactive Nonfiction eBooks

Engage even the most reluctant readers Each title included in the AV2 K–8 digital subscription comes alive with multimedia features. Users can explore videos, weblinks, activities, and more to expand upon the content found in every title.



DIGITAL SUBSCRIPTION

Grades K–5



307 Interactive Fiction eBooks

Bring Storytime to Life Each title included in the AV2 Fiction digital subscription features celebrated children's stories read aloud. AV2 Fiction titles showcase timeless tales of mystery, suspense, adventure, and the life lessons learned as children grow.



Reading Explorer's Guide to Successful Implementation

Implementing a summer reading campaign that engages schools, districts, and communities is a collaborative effort that requires planning. This sample step-by-step checklist will help guide the planning process needed to launch a reading initiative at the school, district, or community level.

Pre-Launch Planning

Establish a theme. It can be "All Together Now" or a theme of your choosing.

- Identify a project lead who will be responsible for organizing the campaign and keeping track of its development.
 - Set up sub-committees, if necessary, for the scope of your campaign.
- Partner with key stakeholders who have a shared vision and can contribute in meaningful ways to the success of the campaign. Meet to develop a project plan and goals.
- Reach out to community partners who will support the implementation of the campaign, either on a stand-alone basis (local restaurants/businesses who might offer prizes and other support) or by incorporating it into their existing summer programs (YMCA, Boys and Girls Clubs, United Way, etc.).
 - Identify "champions" within these organizations to help build a culture of reading within your school or community.
- Schedule check-ins with partners to make sure you are all on track to launch prior to the end of the school year.

Launch Planning

- Set clear and achievable goals for the reading campaign.
- Decide on prizes to be awarded to those who meet their goals.
- Communicate your plan to the community (families, local businesses, libraries, faith-based organizations, local sports teams, museums, etc.).
- Establish a communications strategy for the summer. Use emails, social media, and phone check-ins to keep motivation high over the summer months.
- Reach out to community partners to ensure that they have a process in place to coach and mentor their summer staff so that they, in turn, have adequate support to fully implement the campaign.

Campaign Implementation

- Have a Summer Reading kickoff.
 - Use our letter template (enclosure A) to introduce parents and guardians to the Summer Reading Program and ensure that families get the information needed to support their children's participation.
 - Have a school-wide gathering.
 - Have students and parents sign a reading pledge (enclosures B and C).
 - Include reading log cards (available in English and Spanish, enclosures D and E).
 - Motivate students by giving them our themed materials: student passport, avatars, stamps, and bookmarks (enclosures F to I).
 - Send a press release to local news and radio stations.
 - Continue communication by reaching out to campaign partners.
 - Use school social media accounts.
 - Have students post pictures of what they are reading and where.
 - Have students write reviews of the books they have read.
 - Have them show off the stamps on their reading passport.
 - Post names of top readers or students who are reaching their goals.
 - Have random prize draws for readers and announce the winners on your social media platforms. (Ask local businesses, restaurants, and movie theaters for prize donations.)
 - **Have a weekly virtual field trip.**
 - Set up a weekly Zoom meeting in which a school staff member (principal, custodian, media specialist, librarian, PTO parent, etc.) uses the video features in Lightbox to take the students on a virtual field trip.
- Make sure students get stamps in their passports for attending!**
- Have a mid-summer check-in either in person, via Zoom, or through social media.
 - Continue to post updates and motivating messages via school social media platforms.
 - At the end of summer, have a culminating event to celebrate and award all the students who achieved their reading goals.

Post-Campaign Analysis

- Review all processes and campaign components.
- Review data and share with community campaign partners.
- Discuss and document needed adjustments for next summer.
- Send a thank-you note to all of your community supporters.
- Celebrate your success!





Celebrate Your Success!



Now that you have reached your reading goals, make sure to celebrate all the accomplishments of your students. These great reading adventurers have traversed the world over the summer, and now it's time to celebrate their journey!

Engage local celebrities and high-profile leaders as summer reading champions!

This group may include the police or fire chief, or local sports team coaches and players who are willing to lend their time and energy to your communication efforts.

Principal/administrator/community leader challenge

If the school reaches an established reading goal, the adults can do something goofy for the students! They can wear signs, dye their hair, shave their beard, etc.

Readers Rule the School

Enter the names of the students who reached their goals into a draw. The winner gets to be a school principal for the day, earn extra recess for their class, or earn a 30-minute dance party for their class.

Throw a party of global proportions!

Pizza, ice cream, and popcorn are all-time favorites, but if you are following a theme, consider something related to it that will make the celebration fun!



Everyone's a Winner!

Make sure all of the participants are rewarded with a certificate (enclosure J) or some other prizes, such as themed bookmarks, books, etc. Enter all of their names in a draw for a few bigger prizes that have been donated by local businesses or purchased by the school.



Tips to Create Successful Summer Readers



Read Every Day

Providing access to books will keep children engaged, increase their vocabulary, and help them be successful throughout their academic careers. Even reading for a short period of time every day makes a BIG impact!

Choose a Quiet Time and Place

Make reading a special activity for you and your children by setting aside a period of quiet time with little to no distractions. Find a comfortable place to sit together. Start with a simple goal of reading together for 10 minutes and expand from there.



Help Your Children Select Books

Guide your children to titles that are appropriate based on their interests and reading ability. Challenge them to read books on different topics and genres.

Build Stamina in Reading

Just like athletes train their bodies to build physical stamina, readers must develop brain stamina. Start with short amounts of reading time and build from there. Reading familiar books will help early readers. More experienced readers should read at their level and practice and develop the ability to continue reading for longer periods of time. Texts slightly above your children's level can be introduced into their reading practice to promote reading growth. Once your children are reading at a particular reading level, encourage them to read more books at that level.



Expand Language and Vocabulary

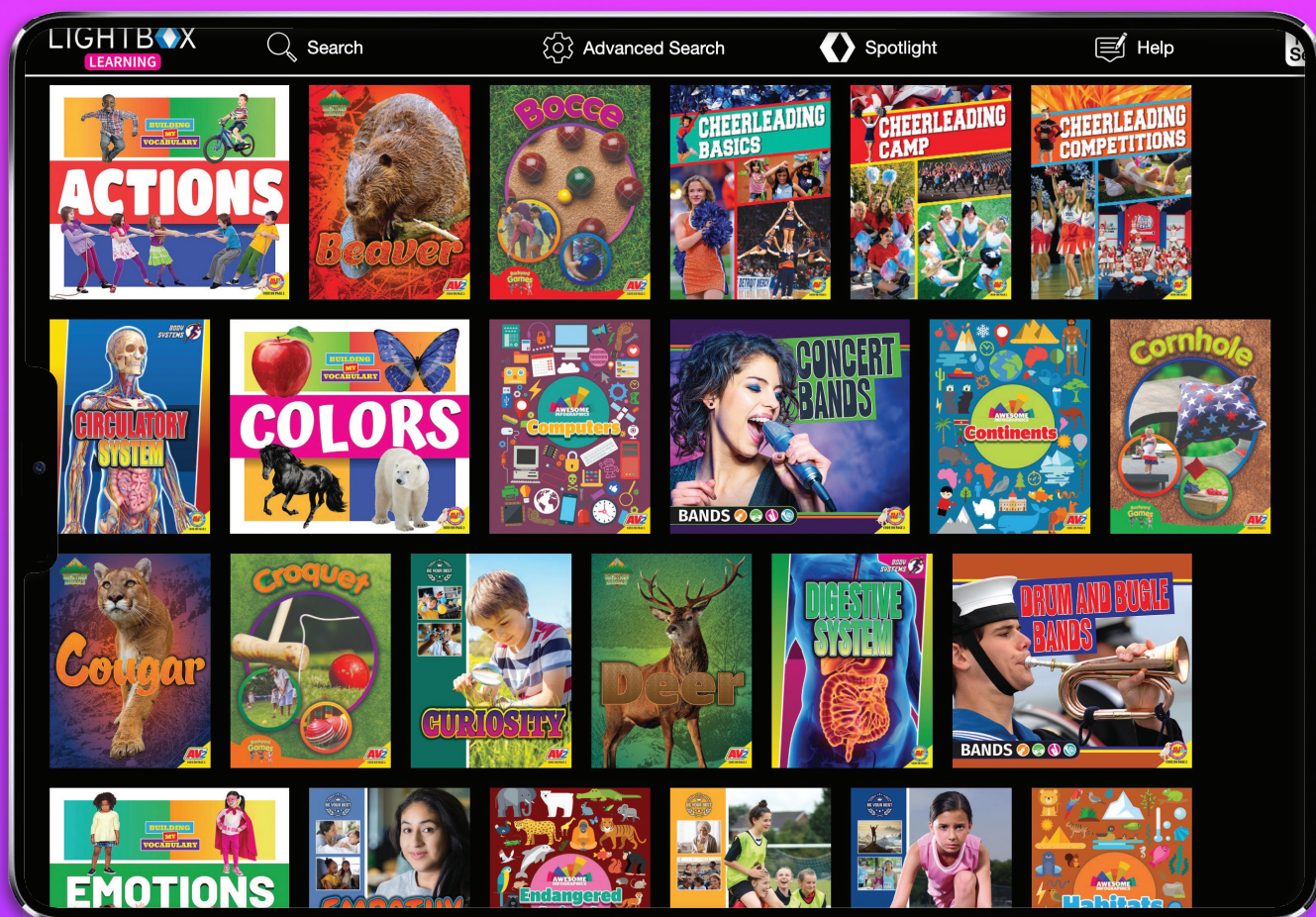
Encourage early readers to point to pictures that match the words being read, as well as read familiar words out loud. Explain new words and direct your child's attention to certain pictures, to provide details and meaning. Ask your children to use these newly learned words in conversation at least once in the upcoming days.



Make Reading Interactive

Read as if you are characters in the book, using voices that are interesting and playful. Take turns reading paragraphs or pages. Talk with your children and encourage them to make connections to their own experiences and the real world. Allow time for you and your children to ask questions, make observations, and enjoy the text.

How to Access the Interactive Features in Lightbox



STANDARD FEATURES OF LIGHTBOX

AUDIO High-quality narration using text-to-speech system

VIDEOS Embedded high-definition video clips

ACTIVITIES Educational activities to support the acquisition of knowledge

WEBLINKS Curated links to external, child-safe resources

SLIDESHOWS Pictorial overviews of key concepts

TRANSPARENCIES Step-by-step layering of maps, diagrams, charts, and timelines

INTERACTIVE MAPS Interactive maps and aerial satellite imagery

QUIZZES Ten multiple-choice questions that are automatically graded and emailed for teacher assessment

KEY WORDS Matching key concepts to their definitions

ACTIVITY PACK Printable PDFs that can be emailed and graded

CURRICULUM National and state curriculum correlations

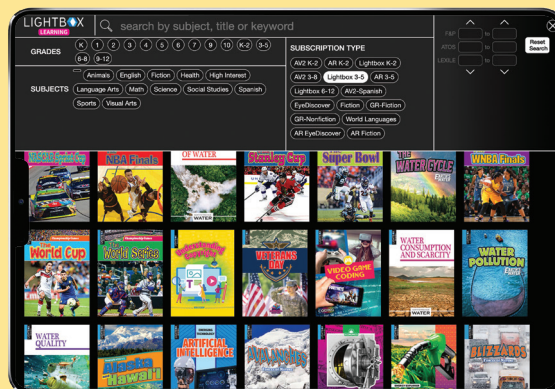
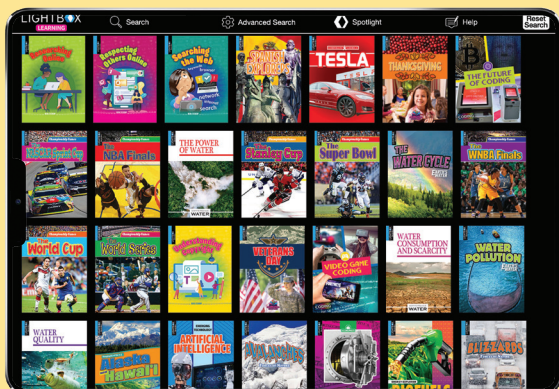
CITATION Bibliographical citations following the Chicago Manual of Style

TITLE INFO Easy-to-access citation information for each title

K-2 Interface

3-5 Interface

Explore, Search, and Discover



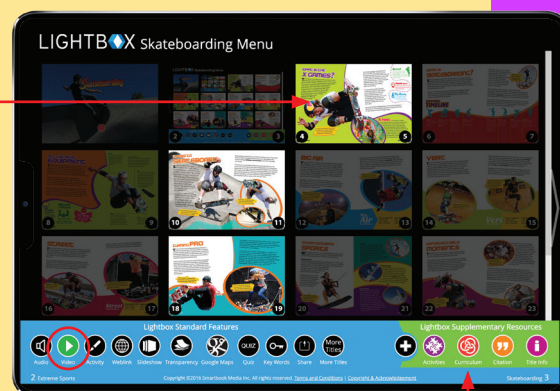
Once you select the book you want to read, choose the desired feature by clicking on the corresponding icon (Video, Activity, Web, Slideshow, Maps, Quiz, or Key Words).

Main Menu



The pages that include the desired feature will be highlighted.

Curriculum connections, activities, and interesting facts can be accessed by clicking here.



Inside the Book



Feature icons appear on the book pages as the student reads.



ENCLOSURES





Dear Parents/Guardians,

This summer, we are providing Lightbox Learning to your children for their summer reading adventures. Students will have access to a fantastic digital collection of both fiction and nonfiction titles. Our enhanced digital books can be accessed at school, at home, or anywhere in the community where you have internet access. With Lightbox Learning books, your child has UNLIMITED virtual access to:

- Digital text in 14 languages (K–2 World Languages)
- Virtual field trips through live videos
- Audio support
- Interactive activities and maps
- Quizzes

Families are encouraged to spend time reading together this summer to help children achieve their reading goals. Get started with your summer reading adventure using the links below!

Click on this link to access your interactive eBooks:

To download your Summer Reading Program Kit, go to

openlightbox.com/parents

We look forward to the reading journey ahead. Let the adventure begin!

Sincerely,

A handwritten signature in black ink that reads "W. Rylands." The signature is written in a cursive, flowing style.

Warren Rylands—CEO/Lightbox Learning



Goal Sheet

Because we know reading is important to

_____ 's future,
(Student's Name)

we pledge to read

(Reading Goal)

(Student Signature)

(Parent Signature)

(Date)



Goal Sheet

Reading is your passport to many adventures. Explore your world through amazing books! Make sure to challenge yourself with your reading goals. Be realistic when setting your goals.

My reading goals:

Number of books I want to read this summer: _____

Minutes per week I am committing to reading outside of school:

Three ways I will achieve my reading goals (e.g. read with family member, set aside 20 minutes at home every day, etc.):

1. _____
2. _____
3. _____

(Student Signature)

(Parent Signature)

(Date)



READING LOG



Student Name/Number _____

ID # _____

Phone # _____

Campus _____

ELA Teacher _____

Grade _____

Parent/Guardian Name _____

Total # of Pages Read _____

BOOK TITLE	AUTHOR'S NAME	# OF PAGES	TIME SPENT READING	I VERIFY THAT THIS BOOK WAS READ. (Parent/Guardian Initials)
1.				
2.				
3.				
4.				
5.				
6.				
7.				
8.				
9.				
10.				
11.				
12.				
13.				
14.				
15.				

Students must read at or above reading level. Books submitted in the past and books read during the 2022–2023 school year **will not count** toward the Summer Reading Passport Program. If additional books are read, attach regular sheets of paper with all of the requested information.



ELA profesor _____

Grado

Nombre del padre/guardián _____

de páginas leídas _____

TÍTULO DEL LIBRO	NOMBRE DEL AUTOR	# DE PÁGINAS	TIEMPO DE LECTURA	YO VERIFICO QUE ESTE LIBRO FUE LEÍDO. (Iniciales del padre/ guardián)
1.				
2.				
3.				
4.				
5.				
6.				
7.				
8.				
9.				
10.				
11.				
12.				
13.				
14.				
15.				

Los estudiantes deben leer en o por encima de su nivel de lectura. Los libros que leyeron en el pasado y los leídos durante el año escolar 2022–2023 **no se cuentan** para el *Summer Reading Passport Program*. Si se leen libros adicionales, adjunte hojas de papel regulares con toda la información solicitada.

Bookmarks

Explore Your World
with LIGHTBOX
LEARNING



**ALL
TOGETHER
NOW!**

KINDNESS • FRIENDSHIP • UNITY



NAME

GRADE

READING GOAL



Explore Your World
with LIGHTBOX
LEARNING



**ALL
TOGETHER
NOW!**

KINDNESS • FRIENDSHIP • UNITY



NAME

GRADE

READING GOAL



Explore Your World
with LIGHTBOX
LEARNING



**ALL
TOGETHER
NOW!**

KINDNESS • FRIENDSHIP • UNITY



NAME

GRADE

READING GOAL



Avatars

Choose a passport avatar or create your own.



Create your
avatar here



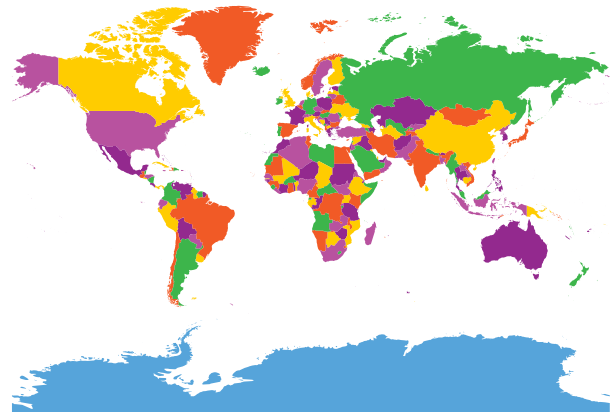
World Traveler



Passport

LIGHTBOX
LEARNING

Glue your passport
avatar here



First name: _____

Last name: _____

Age: _____

Place of birth: _____

Date issued: _____

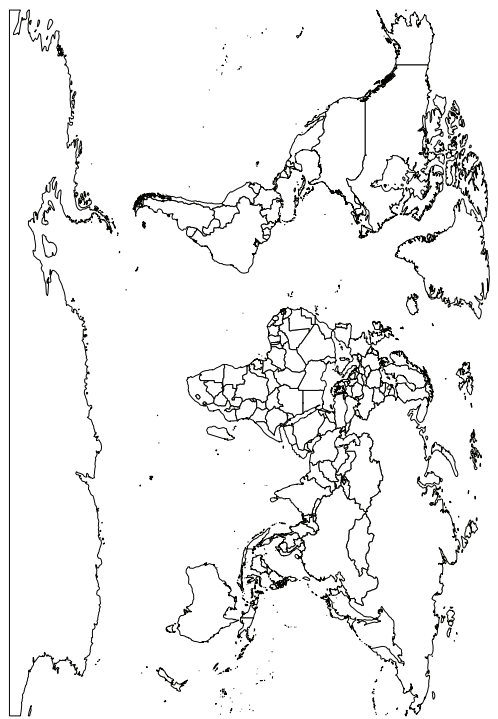
Signature: _____




Date of travel

Glue your
world travel
stamp here

Where did you go on
your virtual field trip?




Draw the country's flag.








Write something interesting you learned.

What did you see? Draw a picture.



World Travel Stamps



Explore Your World with

LIGHTBOX
LEARNING



Certificate of Participation

This certifies that

First Name

Last Name

has successfully participated in the Lightbox Learning Summer Reading Event
and has earned a 2023 Global Reading Passport.

A handwritten signature in black ink, reading "W. Rylands".

Warren Rylands—CEO, Lightbox Learning

School/District Leader

Date

