

LIGHTBOX

LEARNING

# Summer Reading Program

## Color Our



## World



Read **5,500+** interactive titles that can be  
accessed anywhere and at any time.

**SIGN UP  
NOW AT**

**[www.openlightbox.com/summer](http://www.openlightbox.com/summer)**

# Explore Search Discover



## Table of Contents

Welcome to Summer Reading with Lightbox Learning .....	4
Subscription Information .....	5
Reading Explorer's Guide to Successful Implementation .....	6
Pre-Launch Planning .....	6
Launch Planning.....	6
Campaign Implementation.....	7
Post-Campaign Analysis .....	7
Celebrate Your Success!.....	8
Appendices .....	10
Appendix A: Tips to Create Successful Summer Readers (For Parents/Guardians) .....	10
Appendix B: How to Access Interactive Features in Lightbox .....	12
Enclosures .....	15
Enclosure A: Parent/Guardian Letters.....	16
Enclosure B: Goal Sheet (Grades K–2).....	18
Enclosure C: Goal Sheet (Grades 3–8) .....	19
Enclosure D: Reading Log.....	20
Enclosure E: Registro de lectura.....	21
Enclosure F: Bookmarks .....	22
Enclosure G: Reading Bingo .....	23
Enclosure H: Create Your Own Reading Bingo .....	24
Enclosure I: Reading Bingo Cards.....	25
Enclosure J: Bingo Chips.....	28
Enclosure K: Certificate of Participation .....	30

# Welcome to **Summer Reading** with **Lightbox Learning**



With the challenges that hybrid and distance learning have brought children and their families, summer break is the perfect time to reinvigorate a love of reading. Use Lightbox Learning to offer students a fun-filled challenge, complete with an exciting theme, suggested books and activities, and the opportunity to own their reading and growth.

Research shows that the dreaded summer slide can be avoided by providing children with easy access to high-interest books from the comfort of their homes.

That is why we are offering Lightbox Learning customers a turnkey campaign to encourage children to keep reading, giving them all of the great interactive and multimodal support they need to stay engaged. We have compiled resources, tips, and tricks to make the campaign user-friendly and easy to implement. Suggested activities, as well as templates for letters to parents and families, reading log cards, and certificates are included, along with other themed materials.

## What Is Lightbox Learning?

Lightbox Learning produces revolutionary, fully digital products for classrooms and libraries. Interactive eBooks from Lightbox Learning integrate text with audio, videos, weblinks, slideshows, activities, maps, and transparencies, providing students with a fresh, dynamic approach to curriculum content.

The curated digital features allow readers to dive even deeper into a subject. Lightbox Learning's collections cover a wide range of topics within the categories of fiction, high interest, language arts, math, science, social studies, and sports. Our Summer Reading MEGA LIBRARY integrates all of these authentic digital texts into one resource, providing ease of use for educators, students, families, and community partners.



# More than 5,500 Interactive eBooks Included in Your **Summer Reading Program**

<p><b>DIGITAL SUBSCRIPTION</b> Grades K-2</p>		<p><b>2,250 Audio eBooks</b> <b>125 titles in 18 languages</b></p> <p><b>Expect our best</b> World Languages features only the highest-quality books. Each title in the K-2 World Languages subscription includes access to 18 eBooks in 18 different languages.</p>
<p><b>DIGITAL SUBSCRIPTION</b> Grades K-2</p>		<p><b>178 Optic Readalong Titles</b></p> <p><b>Experience optic readalongs</b> Each EyeDiscover digital subscription title features a high-resolution video for every spread, bringing the content on the pages to life. Professional narrators read the books aloud, allowing beginning readers to listen at their own pace.</p>
<p><b>DIGITAL SUBSCRIPTION</b> Grades K-8</p>		<p><b>1,008 Interactive Nonfiction eBooks</b></p> <p><b>Learning in a whole new light</b> Each title in the Lightbox K-8 digital subscription comes packed with unique, fully integrated multimedia features, including embedded videos, slideshows, and curated weblinks. With Lightbox, you can easily cover curriculum topics in language arts, math, sports, social studies, and science in an engaging, interactive environment!</p>
<p><b>DIGITAL SUBSCRIPTION</b> Grades K-8</p>		<p><b>1,133 Interactive Nonfiction eBooks</b></p> <p><b>Engage even the most reluctant readers</b> Each title included in the AV2 K-8 digital subscription comes alive with multimedia features. Users can explore videos, weblinks, activities, and more to expand upon the content found in every title.</p>
<p><b>DIGITAL SUBSCRIPTION</b> Grades K-5</p>		<p><b>307 Interactive Fiction eBooks</b></p> <p><b>Bring storytime to life</b> Each title included in the AV2 Fiction digital subscription features celebrated children's stories read aloud. AV2 Fiction titles showcase timeless tales of mystery, suspense, adventure, and the life lessons learned as children grow.</p>
<p><b>DIGITAL SUBSCRIPTION</b> Grades K-5</p>		<p><b>712 Interactive Titles</b> <b>356 English + 356 Spanish titles</b></p> <p><b>Every title available in both English and Spanish</b> Easily switch between languages to give readers a bilingual experience that will expand their vocabulary, enhance their language proficiency, and allow them to discover fascinating facts about their favorite topics.</p>

# Reading Explorer's Guide to Successful Implementation



Implementing a summer reading campaign that engages schools, districts, and communities is a collaborative effort that requires planning. This sample step-by-step checklist will help guide the planning process needed to launch a reading initiative at the school, district, or community level.

## Pre-Launch Planning

- Establish a theme. It can be “Color Our World” or another theme of your choosing.
- Identify a project lead who will be responsible for organizing the campaign and keeping track of its development.
  - Set up sub-committees, if necessary for the scope of your campaign.
- Partner with key stakeholders who have a shared vision and can contribute in meaningful ways to the success of the campaign. Meet to develop a project plan and goals.
- Reach out to community partners who will support the implementation of the campaign, either on a stand-alone basis (local restaurants/businesses that might offer prizes and other support) or by incorporating it into their existing summer programs (YMCA, Boys and Girls Clubs, United Way, etc.).
  - Identify “champions” within these organizations to help build a culture of reading within your school or community.
- Schedule check-ins with partners to make sure you are all on track to launch prior to the end of the school year.

## Launch Planning

- Set clear and achievable goals for the reading campaign.
- Decide on prizes to be awarded to readers who meet their goals.
- Communicate your plan to the community (families, local businesses, schools, faith-based organizations, local sports teams, museums, etc.).
- Establish a communications strategy for the summer. Use emails, social media, and phone check-ins to keep motivation high over the summer months.
- Reach out to community partners to ensure that they have a process in place to coach and mentor their summer staff so that they, in turn, have adequate support to fully implement the campaign.

## Campaign Implementation

- Have a Summer Reading kickoff.
  - Use our letter template (enclosure A) to introduce parents and guardians to the Summer Reading Program and ensure that families get the information needed to support their children’s participation.
- Have a school-wide gathering.
  - Have students and their parents sign a reading pledge (enclosures B and C).
  - Include reading log cards (available in English and Spanish, enclosures D and E).
  - Motivate children by giving them our themed materials: bookmarks, bingo cards, and more (enclosures F to J).
- Send a press release to local news and radio stations.
- Continue communication by reaching out to campaign partners.
- Use school social media accounts.
  - Have students post pictures of what they are reading.
  - Have students write reviews of the books they have read.
  - Have students show off their bingo cards and results.
  - Post names of top readers or students who are reaching their goals.
  - Have random prize draws for students and announce the winners on your social media platforms. (Ask local businesses, such as restaurants and movie theaters, for prize donations.)
- Have a weekly virtual field trip.
  - Set up a weekly online meeting in which a school staff member uses the video features in Lightbox to take the children on a virtual field trip.
- Have a mid-summer check-in either in person, via video calls, or through social media.
- Continue to post updates and motivating messages via school social media platforms.
- At the end of summer, have a concluding event to celebrate and award all the children who achieved their reading goals.

## Post-Campaign Analysis

- Review all processes and campaign components.
- Review data and share with community campaign partners.
- Discuss and document needed adjustments for next summer.
- Send a thank-you note to all of your community supporters.
- Celebrate your success!





# Celebrate Your Success!

Now that you have reached your reading goals, make sure to celebrate all the accomplishments of your students. These great reading adventurers have traversed the world over the summer, and now it's time to celebrate their journey!

## Engage local celebrities and high-profile leaders as summer reading champions!

This group may include the police or fire chief, or local sports team coaches and players who are willing to lend their time and energy to your communication efforts.

## Principal/administrator/community leader challenge

If the school reaches an established reading goal, the adults can do something goofy for the children! They can wear signs, dye their hair, shave their beards, etc.



## Readers rule the school

Enter the names of the students who reached their goals into a draw. The winner gets to be a school principal for the day, receives a prize, earns a pizza party with friends, etc.

## Throw a party of global proportions!

Pizza, ice cream, and popcorn are all-time favorites, but if you are following a theme, consider something related to it that will make the celebration fun!

## Everyone's a winner!

Make sure all of the participants are awarded a certificate (enclosure K) or some other prize, such as themed bookmarks, books, etc. Enter all of their names in a draw for a few bigger prizes that have been donated by local businesses or purchased by the school.



# Tips to Create Successful Summer Readers

## Read Every Day

Providing access to books will keep children engaged, increase their vocabulary, and help them be successful throughout their academic careers. Even reading for a short period of time every day makes a BIG impact!

## Choose a Quiet Time and Place

Make reading a special activity for you and your children by setting aside a period of quiet time with little to no distractions. Find a comfortable place to sit together. Start with a simple goal of reading together for 10 minutes and expand from there.



## Help Your Children Select Books

Guide your children to titles that are appropriate based on their interests and reading ability. Challenge them to read books on different topics and genres.

## Build Stamina in Reading

Just like athletes train their bodies to build physical stamina, readers must develop brain stamina. Start with short amounts of reading time and build from there. Reading familiar books will help early readers. More experienced readers should read at their level and practice to develop the ability to continue reading for longer periods of time. Texts slightly above your children's level can be introduced into their reading practice to promote reading growth. Once your children are reading at a particular reading level, encourage them to read more books at that level.

## Expand Language and Vocabulary

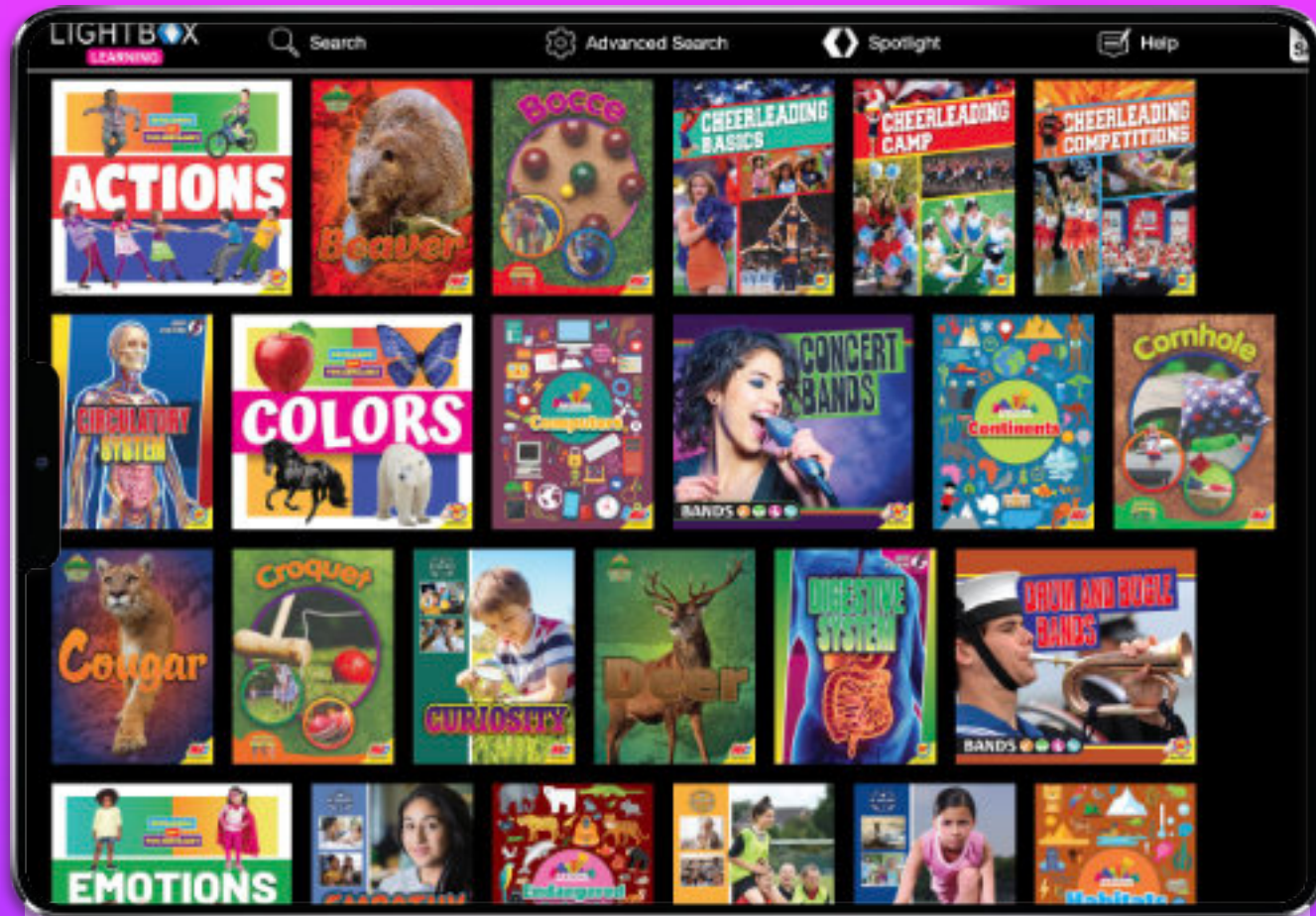
Encourage early readers to point to pictures that match the words being read and to read familiar words out loud. Explain new words and direct your child's attention to certain pictures as a way to provide details and meaning. Ask your child to use these newly learned words in conversation at least once in the upcoming days.



## Make Reading Interactive

Read as if you are characters in the book, using voices that are interesting and playful. Take turns reading paragraphs or pages. Talk with your children and encourage them to make connections to their own experiences and the real world. Allow time for you and your children to ask questions, make observations, and enjoy the text.

# How to Access Interactive Features in Lightbox

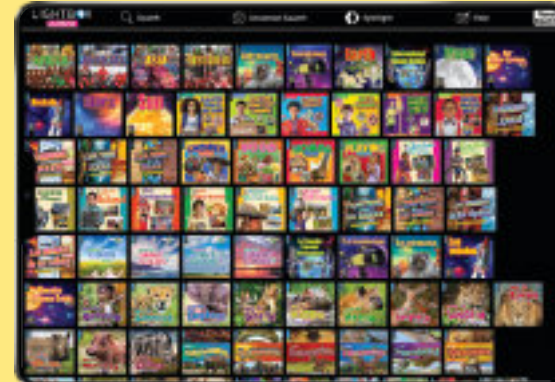


**STANDARD FEATURES OF LIGHTBOX**

- AUDIO** High-quality narration using text-to-speech system
- VIDEOS** Embedded high-definition video clips
- ACTIVITIES** Educational activities to support the acquisition of knowledge
- WEBLINKS** Curated links to external, child-safe resources
- SLIDESHOWS** Pictorial overviews of key concepts
- TRANSPARENCIES** Step-by-step layering of maps, diagrams, charts, and timelines
- INTERACTIVE MAPS** Interactive maps and satellite imagery
- QUIZZES** Ten multiple-choice questions that are automatically graded and emailed for assessment
- KEY WORDS** Matching key concepts to their definitions
- ACTIVITY PACK** Printable PDFs that can be emailed and graded
- CURRICULUM** National and state curriculum correlations
- CITATION** Bibliographical citations following the Chicago Manual of Style
- TITLE INFO** Easy-to-access citation information for each title

**K-2 Interface** | **3-5 Interface**

**Explore, Search, and Discover**



Once you select the book you want to read, choose the desired feature by clicking on the corresponding icon (Video, Activity, Web, Slideshow, Maps, Quiz, or Key Words).

**Main Menu**



The pages that include the desired feature will be highlighted.



Curriculum connections, activities, and interesting facts can be accessed by clicking on the buttons.

**Inside the Book**



Feature icons appear on the book pages as the user reads.



# Color Our



# World



# ENCLOSURES





**Dear Parents/Guardians,**

This summer, we are providing Lightbox Learning to your children for their summer reading adventures. Students will have access to a fantastic digital collection of both fiction and nonfiction titles. Our enhanced digital books can be accessed at school, at home, or anywhere in the community where you have internet access. With Lightbox Learning books, your child has UNLIMITED virtual access to:

- Digital titles in 18 languages (K–2 World Languages)
- Virtual field trips through live videos
- Audio support
- Interactive activities and maps
- Quizzes

Families are encouraged to spend time reading together this summer to help children achieve their reading goals. Get started with your summer reading adventure using the links below!

Click on this link to access your interactive eBooks:

To download your Summer Reading Program Kit, go to **[openlightbox.com/parents](https://openlightbox.com/parents)**

We look forward to the reading journey ahead. Let the adventure begin!

Sincerely,

Warren Rylands—CEO, Lightbox Learning



**Estimados padres/tutores,**

Este verano, sus hijos podrán disfrutar de sus aventuras de lectura con Lightbox Learning. Los alumnos tendrán acceso a una fantástica colección digital de títulos de ficción y no ficción. Podrán acceder a nuestros libros digitales mejorados desde la escuela, el hogar o cualquier lugar de la comunidad donde tengan acceso a Internet. Con los libros Lightbox Learning, su hijo tiene acceso virtual ILIMITADO a:

- Texto digital en 18 idiomas (K–2 Idiomas mundiales)
- Excursiones virtuales a través de vídeos en vivo
- Soporte de audio
- Actividades y mapas interactivos
- Cuestionarios

Se recomienda a las familias que pasen tiempo leyendo con sus hijos este verano para ayudarlos a alcanzar sus objetivos de lectura. ¡Comience su aventura de lectura de verano utilizando los siguientes enlaces!

Haga clic en este enlace para acceder a sus libros electrónicos interactivos:

Para descargar su kit del programa de lectura de verano, ingrese a **[openlightbox.com/parents](https://openlightbox.com/parents)**

Estamos ansiosos por comenzar el viaje de lectura que nos espera: ¡Que empiece la aventura!

Atentamente,

Warren Rylands—CEO, Lightbox Learning



# Goal Sheet

Because we know reading is important to

\_\_\_\_\_ 's future,  
(Student Name)

we pledge to read

\_\_\_\_\_ books.  
(Reading Goal)

\_\_\_\_\_  
(Student Signature)

\_\_\_\_\_  
(Parent Signature)

\_\_\_\_\_  
(Date)



# Goal Sheet

Reading is your passport to many adventures. Explore your world through amazing books! Make sure to challenge yourself with your reading goals. Be realistic when setting your goals.

My reading goals:

\_\_\_\_\_  
\_\_\_\_\_  
\_\_\_\_\_

Number of books I want to read this summer: \_\_\_\_\_

Minutes per week I am committing to reading: \_\_\_\_\_

Three ways I will achieve my reading goals (e.g. read with family member, set aside 20 minutes at home every day, etc.):

1. \_\_\_\_\_
2. \_\_\_\_\_
3. \_\_\_\_\_

\_\_\_\_\_  
(Student Signature)

\_\_\_\_\_  
(Parent Signature)

\_\_\_\_\_  
(Date)



# READING LOG



Student Name \_\_\_\_\_  
 ID # \_\_\_\_\_  
 Phone # \_\_\_\_\_  
 School \_\_\_\_\_

ELA Teacher \_\_\_\_\_  
 Grade \_\_\_\_\_  
 Parent/Guardian Name \_\_\_\_\_  
 Total # of Pages Read \_\_\_\_\_

BOOK TITLE	# OF PAGES	TIME SPENT READING	I VERIFY THAT THIS BOOK WAS READ. (Parent/Guardian Initials)
1.			
2.			
3.			
4.			
5.			
6.			
7.			
8.			
9.			
10.			
11.			
12.			
13.			
14.			
15.			

**Students must read at or above reading level.** Books submitted in the past and books read during the 2024–2025 school year **will not count** toward the Summer Reading Program. If additional books are read, attach regular sheets of paper with all of the requested information.



# REGISTRO DE LECTURA



Nombre del estudiante \_\_\_\_\_  
 # de ID \_\_\_\_\_  
 # de teléfono \_\_\_\_\_  
 Escuela \_\_\_\_\_

ELA profesor \_\_\_\_\_  
 Grado \_\_\_\_\_  
 Nombre del padre/guardián \_\_\_\_\_  
 # de páginas leídas \_\_\_\_\_


TÍTULO DEL LIBRO	# DE PÁGINAS	TIEMPO DE LECTURA	YO VERIFICO QUE ESTE LIBRO FUE LEÍDO. (Iniciales del padre/ guardián)
1.			
2.			
3.			
4.			
5.			
6.			
7.			
8.			
9.			
10.			
11.			
12.			
13.			
14.			
15.			

**Los estudiantes deben leer en o por encima de su nivel de lectura.** Los libros que leyeron en el pasado y los leídos durante el año escolar 2024–2025 **no se cuentan** para el *Summer Reading Program*. Si se leen libros adicionales, adjunte hojas de papel regulares con toda la información solicitada.

# Bookmarks



# Reading Bingo

Search for "summer" on the Lightbox Learning platform. Pick a book about summer to read.	Read a book about your favorite reptile.	Choose a book to read that has "dog" in its title.	Read a book about a water habitat, such as a lake, river, wetland, or ocean.	Search for the <i>All about Clouds</i> series. Read a book about one of the three main types of clouds.
Search for the <i>My Cat</i> or <i>Fantastic Cats</i> series. Pick a book about your favorite type of cat.	Explore a new language. Pick a World Languages title to read, and then read it in a second language.	Read a book about a holiday that you are looking forward to.	Select a book about your favorite National Football League (NFL) team to read.	Read a book about a mythical creature in the <i>Legends and Fairy Tales</i> series.
Choose a human body system, such as the skeletal or circulatory system, to read a book about.	Select a fiction title of your choosing to read.		Read about an animal that lives in Africa. Search for the <i>African Safari</i> or <i>Animals of Africa</i> series.	Select a title in the <i>Origami</i> series to read.
Read a book about a land habitat, such as a forest, desert, mountain, or grassland.	Choose a sport, such as soccer or cheerleading, and read a book about it.	Read a book about an object in space, such as the Sun, the Moon, the stars, or any planet.	Search for "dinosaur" and pick a book about dinosaurs to read.	Read a book about a musical instrument or your favorite type of music.
Search for the <i>Sea Life</i> or <i>Creatures of the Sea</i> series to read about a sea animal.	Pick a biography title to read, such as <i>Taylor Swift</i> or <i>Stephen Hawking</i> .	Search for "Aesop's Theater" and select one of Aesop's fables to read.	Read a book about a country or continent of your choosing.	Choose a book about a sports championship, such as the Super Bowl or Stanley Cup, to read.


# Create Your Own Reading Bingo

Have your students explore the books available in their Lightbox Learning platform. Then, help them create their own Reading Bingo cards. These can be completed individually or in groups. Students can even have contests with other readers!


## Directions

- **Step 1: Get Your Supplies Ready**  
Gather all the materials you need. Print the blank Reading Bingo cards (enclosure I). If necessary, provide your students with pencils, pens, or markers.
- **Step 2: Create a List of Books**  
With your students, come up with a list of 25 to 30 types of books they could read. These could be books on the Lightbox Learning platform, books available in your school library, or a combination of the two. For example, bingo entries could include:
  - ‘Read a book about \_\_\_\_\_.’ (your favorite pet) (chemistry) (sports)
  - ‘Search for a book with “\_\_\_\_\_” in the title!’ (summer) (football) (music)
  - ‘Read a book in the \_\_\_\_\_ series.’ (All about Space) (Coding) (Origami)
- **Step 3: Fill in the Grid**  
In each square of their grid, have students write down a different item from the list. When they are done, there should be 24 unique squares. The center square of the grid is a Free Space that can be crossed off without reading a specific book.  
**Bonus Challenge:** Have the students fill in their grids in a random order.
- **Step 4: Start Reading!**  
Once the bingo cards are complete, it is time for the students to start reading. As they complete each reading challenge, they can mark off the corresponding square on their card. One way to do this would be to glue a bingo chip (enclosure J).
- (Optional) **Step 5: Interesting Facts**  
Have students write down an interesting fact they learned from each book they read. Alternatively, they can write down a question they have. These can then be shared with fellow readers.
- **Step 6: Bingo!**  
Students should try to complete a row, column, or diagonal on their bingo card. Find a way to celebrate their reading achievements!  
**Bonus Challenge:** Award students for each completed row, column, and diagonal. Completing the full grid could be the final challenge for the most motivated readers.


# Reading Bingo



# Reading Bingo



# Reading Bingo



# Bingo Chips



# Bingo Chips



# CERTIFICATE of PARTICIPATION

This certifies that

\_\_\_\_\_

First Name

\_\_\_\_\_

Last Name

has successfully participated in the Lightbox Learning Summer Reading Program  
and has earned a 2025 Summer Reading Certificate.

*W. Rylands*

Warren Rylands—CEO, Lightbox Learning

School/District Leader

\_\_\_\_\_

Date

